



F3 RE 17/22 CC . RETRACTABLE TAIL-LIFT, CHROMED GUIDES, DOUBLE EXTENSION CYLINDER - 5 CYLINDERS

LOAD CAPACITY

- 1700 KG
- 2200 KG



TECHNICAL SPECIFICATIONS

Cylinders:	2 lift cylinders + 2 tilt cylinders + 1 automatic tilt cylinder
Sliding system:	Chromed Guides, Double Extension Cylinder
Tilt cylinders:	Single acting
Automatic tilt at ground level:	Yes, Hydraulic
Platform material:	Aluminium
Standard platform depths Alu:	1 fold 1483 - 1683 - 1783 mm (max 2033) 2 folds 1333 - 1633 - 1833 mm
Standard platform widths Alu:	2100 - 2250 - 2400 mm (Max 2500)
Lift arm lengths:	C - H - HS - HSS
Lift arm widths (WV):	780 - 1230 - 1520 mm
Standard control:	Unit, Exterior control box with joystick, turn button

APPLICATIONS

The 5 cylinders F3RE 17/22 CC are very strong lifts, with very high performances for intensive usage.

F3RE 17/22 CC with Chromed Guides, so premium quality, perfect alignment, low maintenance for demanding applications in the regular transport business, such as supermarket and food distribution.

Smooth hydraulic automatic tilt, high stiffness ideal to equip vehicles for customers that like high performances.

The 5 cylinders F3CL 17/22 are extremely versatile lifts suitable for commercial trucks above 7.5T GVW, rigs, trailers and semi-trailers.

	Mod.	Load capacity (center of gravity at 600 mm)	E max	Platform Depth* [example]	SIDE FITTING FOR RIGID VEHICLE				QUICK FITTING FOR SEMI-TRAILER			
					B min	B' min	T	Weight Kg**	B min	B' min	T	Weight Kg**
1 FOLD PLATFORM	F3 RE 17 C CC	1700 kg	1130	1433 (550 + 883)	1458	1553	298	580	-	-	-	-
	F3 RE 17 H CC		1290	1633 (750 + 883)	1760	1855	298	605	1809	1854	453	605
	F3 RE 17 HS CC		1530	1633 (750 + 883)	1912	2007	298	630	1962	2007	453	630
	F3 RE 22 C CC	2200 kg	1130	1433 (550 + 883)	1458	1553	298	600	-	-	-	-
	F3 RE 22 H CC		1290	1633 (750 + 883)	1760	1855	298	625	1809	1854	453	625
	F3 RE 22 HS CC		1530	1633 (750 + 883)	1912	2007	298	650	1962	2007	453	650
2 FOLDS PLATFORM	F3 RE 17 C CC	1700 kg	1130	1083 (600 + 483)	1022	1132	366	510	-	-	-	-
	F3 RE 17 H CC		1290	1283 (700 + 583)	1122	1232	366	545	1160	1220	521	545
	F3 RE 17 HS CC		1530	1583 (850 + 733)	1272	1382	366	610	1315	1375	521	610
	F3 RE 22 C CC	2200 kg	1130	1083 (600 + 483)	1022	1132	366	530	-	-	-	-
	F3 RE 22 H CC		1290	1283 (700 + 583)	1122	1232	366	565	1160	1220	521	565
	F3 RE 22 HS CC		1530	1583 (850 + 733)	1272	1382	366	630	1315	1375	521	630

*For 1 fold platform: platforms depth available from 1333 mm to 1983 mm. ** Approximate weight for tail-lift with platform width 2450 mm.

Centre of gravity of the vehicle depending on the type of arm and the size of the installations on the vehicle (see assembly instructions).


The above mentioned weights are approximate and may vary according to production. Anteo reserves the right to change weights and technical specifications without prior notice. No indemnity for damages can be claimed from Anteo for changes in technical specifications and/or in weight.




F3 RE 17/22 CC . RETRACTABLE TAIL-LIFT, CHROMED GUIDES, DOUBLE EXTENSION CYLINDER - 5 CYLINDERS

LOAD CAPACITY

- 1700 KG
- 2200 KG



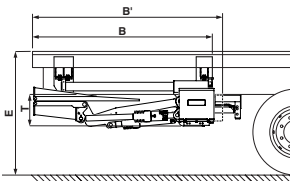
The chrome-plated guide can be adjusted longitudinally, horizontally and vertically



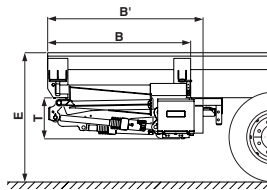
Bolted double extension cylinder and Bolted assembly brackets to main-beam



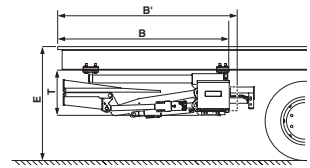
Chrome-plated guides and bushings, precise and durable, always aligned



Side fitting for rigid vehicle
1 fold platform



Side fitting for rigid vehicle
2 folds platform



Quick fitting for semi-trailer
1 fold platform

The above mentioned weights are approximate and may vary according to production. Anteo reserves the right to change weights and technical specifications without prior notice. No indemnity for damages can be claimed from Anteo for changes in technical specifications and/or in weight.